

## IFSL Arbion Global Opportunities

Fund Factsheet (GBP)

As at 28<sup>th</sup> February 2025

### Overview

#### INVESTMENT OBJECTIVE

To increase the value of your investment in excess of 7% a year, net of fees, over any 5 year period. There is no certainty the investment objective will be achieved. This is through a combination of capital growth (which is profit on investments held) and income (which is money paid out of investments such as dividends from shares and interest from bonds).

#### SUITABILITY

Investments are suitable for retail investors whose investment requirements are aligned with the objectives, policies and risk profile of the Fund.

#### ASSET ALLOCATION PROFILE

The Fund is actively managed, meaning Arbion Ltd (the "Investment Manager") decides which investments to buy and sell, and when. The Fund will have exposure to a broad range of asset classes and investments across different industries and geographical regions, however not all asset classes may be held at all times. This will include:

- Between 70% and 100% in shares of companies
- Up to 30% in bonds and cash
- Up to 20% in alternative assets in total; of which the Fund will have:
  - Up to 10% in regulated funds employing a hedge fund type strategy and
  - Up to 20% in structured products, which are investments whose returns are linked to underlying assets or markets (such as shares, bonds, currencies, commodities or interest rates), including actively managed certificates, a type of structured product that combines elements of traditional certificates with active management strategies.

### Fund Information

Inception Date	July 2021	
Legal structure	OEIC	
ISA/SIPP Eligible	YES	
Initial charge	0.00%	
OCF	1.17%	
Available share classes	Acc & Inc	
ISIN		
	Acc	GB00BNG2G466
	Inc	GB00BNG2G573
Target Total Return	7% +	

### Portfolio Composition

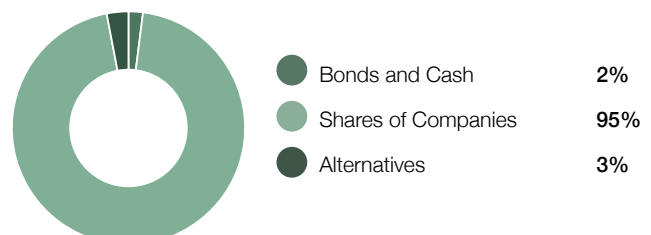
#### ASSET ALLOCATION RANGES (%)

Bonds and Cash	0 - 30%
Shares of Companies	70 - 100%
Alternatives	0 - 20%

#### CURRENCY ALLOCATION RANGES

GBP	50 - 100%
Other	0 - 50%

#### TYPICAL ASSET ALLOCATION



## Fund's Top 10 Holdings (%)

As at 28<sup>th</sup> February 2025

Sector	Security Name	Currency	Weightings
Equities	Alphabet Inc	USD	5.46%
Equities	db x-trackers S&P 500 ETF 1C USD Acc	USD	5.45%
Equities	Euronext NV	EUR	4.72%
Equities	Amazon	USD	4.59%
Alternatives	Absolute Return Opportunities	GBP	4.19%
Equities	Microsoft Corporation	USD	4.12%
Equities	Invesco EQQQ Nasdaq 100	USD	3.86%
Equities	Visa	USD	3.75%
Equities	Vinci SA	EUR	3.49%
Equities	Citigroup Inc	USD	3.28%
<b>Total</b>			<b>42.91%</b>

## Fund Performance Summary:

The Fund launched in July 2021, but the strategy has been running since 2011

Month Performance: **-2.59%**     
 YTD Performance: **2.45%**     
 5Y Rolling Annualised: **5.22%**     
 Since Inception: **152.83%**

### Portfolio Statistics: IFSL Arbion Global Opportunities Fund Performance Indicators since Inception - January 2011\*

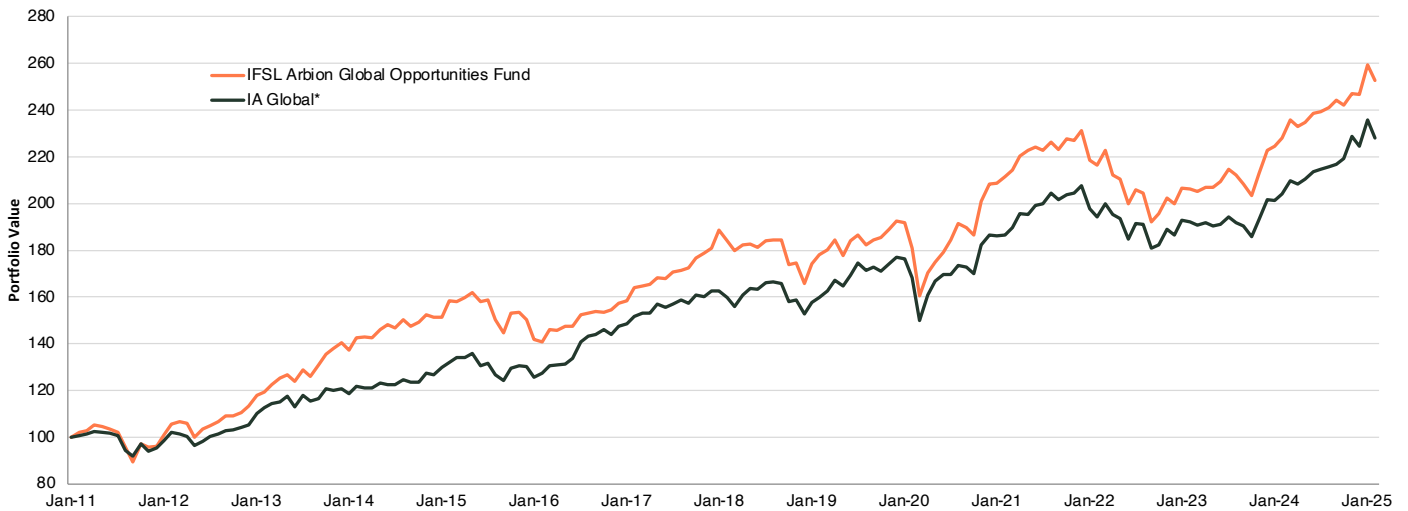
Annualised Return	Annualised Volatility	Sharpe Ratio
<b>6.81%</b>	<b>9.84%</b>	<b>0.57</b>

- **Volatility** - A statistical measure of the variation of returns for a given asset, index or portfolio over a specified time period.
- **Sharpe Ratio** - This measures the performance of an investment compared to a risk-free asset after adjusting for its risk.

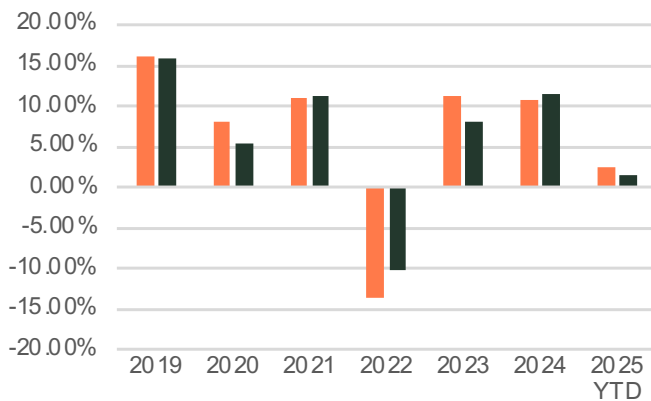
Source: Bloomberg, Arbion Limited. Data as of 28.02.2025

\*Fund performance prior to July 2021 is based on the model performance of the underlying strategy. Past performance is not a reliable indicator of future performance.

## HISTORICAL PERFORMANCE - GBP SHARE CLASS AGAINST IA GLOBAL\*



### IA GLOBAL



■ IFSL Arbion Global Opportunities Fund  
■ IA Global\*

### ANNUAL RETURNS (%)

	2019	2020	2021	2022	2023	2024	2025 YTD
IFSL Arbion Global Opportunities Fund	16.04%	8.21%	11.04%	-13.53%	11.30%	10.85%	2.45%
IA Global*	15.94%	5.50%	11.22%	-10.18%	8.10%	11.49%	1.43%

Source: Morningstar; Arbion Limited. Data as of 28.02.2025

Fund performance prior to July 2021 is based on the model performance of the underlying strategy. Past performance is not a reliable indicator of future performance.

\*The benchmark for the fund changed on 1 October 2024. After this date, the performance of the benchmark is from the IA Global sector. Prior to 1 October 2024, the performance of the benchmark is from the IA Mixed Investment 40-85% Shares.

## Global Opportunities Fund Investment Team



**MARCO PABST**  
**CO-PM**  
 CHIEF INVESTMENT OFFICER

Marco is responsible for investment decision making across the business. He leads strategy and oversees all activity across equities, fixed income and third-party funds. Previously he was the CIO of UBP London, Chairman of the Global Equity Investment Committee and member of the Global Investment Committee, continuing in his previous role from ACPI where he was partner and CIO. Marco previously worked at Sal Oppenheim and UBS as an equity research analyst. He has an MBA from the Technical University of Dresden, Germany, with a focus on finance. He has been a CFA Charterholder since 2004.



**CHRIS STONE**  
**CO-PM**  
 HEAD OF EQUITIES

Chris is responsible for the firm's equity and multi-asset strategies. Chris has 18 years of investment management experience. Previously, he was Head of Discretionary Portfolio Management at UBP London and a member of the Global Equity and Global Investment Committees. Chris served in a similar position at ACPI, where, in addition, he was Head of the firm's trading and execution business. Prior to joining ACPI, Chris worked as an analyst for Goldman Sachs International. Chris holds a master's degree in finance and economics from the University of Cape Town and is a CFA Charterholder.

## CONTACT US

Arbion

One Connaught Place,  
London, W2 2ET

[www.arbion.com](http://www.arbion.com)  
[info@arbion.com](mailto:info@arbion.com)

To understand whether this Fund is suitable to you, please seek further investment advice. A Key Investor Information Document and an English language prospectus for the Arbion Funds are available free of charge via the Arbion website [www.arbion.com](http://www.arbion.com) or at [www.ifslfunds.com](http://www.ifslfunds.com). Investors should consult these documents before purchasing shares in the Fund.

The information in this document is for general purposes only and should not be construed as any type of solicitation, offer, or recommendation of any investment, engage in any transaction or make use of the services of Arbion. The performance shown above (net of management fees) .

Performance is simulated performance based on the Fund's actual holdings and weighting by the prospectus's strategic asset allocation. Information in relation to past performance is not an indication of future performance. Any targeted returns set out in this document are provided as an indicator and are not intended to be viewed as a representation of likely performance returns. There can be no guarantee that targeted returns will be realised and there is no guarantee as to the quality of the investment or a representation as to the adequacy of the methodology for estimating returns. The information and opinions enclosed are subject to change without notice.

No responsibility is accepted to any person for the consequences of any person placing reliance on the content of this document for any purpose. No action has been taken to permit the distribution of this document in any jurisdiction where any such action is required. Such distribution may be restricted in certain jurisdictions and accordingly, this document does not constitute, and may not be used for the purposes of, an offer or solicitation to any person in any jurisdiction where such offer or solicitation is unlawful.

IFSL are the ACD for the Fund, Investment Fund Services Limited is authorised and regulated by the Financial Conduct Authority (Reference No.464193) ([www.fca.org.uk](http://www.fca.org.uk)). It is registered in England and Wales (Company Registration No. 06110770). Registered office: Marlborough House, 59 Chorley New Road, Bolton, BL1 4QP.

This document has been approved and issued by Arbion Limited, Authorised and regulated by the Financial Conduct Authority FCA Registration No 513138. Registered in England and Wales No 7044573. Registered office One Connaught Place, London, W2 2ET