

## IFSL Arbion Balanced Opportunities

Fund Factsheet (GBP)

As at 31<sup>st</sup> October 2024

### Overview

#### INVESTMENT OBJECTIVE

To increase the value of your investment in excess of 5% a year, net of fees, over any 5 year period. There is no certainty the investment objective will be achieved. This is through a combination of capital growth (which is profit on investments held) and income (which is money paid out of investments such as dividends from shares and interest from bonds).

#### SUITABILITY

Investments are suitable for retail investors whose investment requirements are aligned with the objectives, policies and risk profile of the Fund.

#### ASSET ALLOCATION PROFILE

The Fund is actively managed, meaning Arbion Ltd (the "Investment Manager") decides which investments to buy and sell, and when. The Fund has exposure to a broad range of asset classes and investments across different industries and geographical regions, with a balance between key asset types of bonds and shares, but not all asset classes need be held at all times. This may include:

- Between 30% and 60% in bonds and cash.
- Between 20% and 60% in shares of companies.
- Up to 20% in alternative assets; such as, regulated funds employing a hedge fund type strategy and structured products (securities whose returns are linked to underlying assets or markets, such as shares, bonds, currencies, commodities or interest rates).

### Fund Information

Inception Date	December 2020	
Legal structure	OEIC	
ISA/SIPP Eligible	YES	
Initial charge	0.00%	
OCF	1.13%	
Available share classes	Acc & Inc	
ISIN		
	Acc	GB00BKPC9257
	Inc	GB00BKPC9364
Target Total Return	5 - 7%	

### Portfolio Composition


#### ASSET ALLOCATION RANGES (%)

Bonds and Cash	20 - 80%
Global Equities	20 - 60%
Alternatives	0 - 20%

#### CURRENCY ALLOCATION RANGES

GBP	60 - 100%
Other	0 - 40%

#### TYPICAL ASSET ALLOCATION



## Fund's Top 10 Holdings (%)

As at 31<sup>st</sup> October 2024

Sector	Security Name	Currency	Weightings
Alternatives	Diversified Return Strategies	USD	8.41%
Equities	db x-trackers S&P 500 ETF 1C USD Acc	USD	4.17%
Equities	Alphabet Inc	USD	3.66%
Equities	Amazon	USD	3.66%
Equities	Invesco EQQQ Nasdaq 100	USD	3.61%
Investment Grade Corporates	Deutsche Bank 6.125% 12/12/2030	GBP	2.66%
Equities	Euronext NV	EUR	2.65%
Investment Grade Corporates	GM 5 1/2 01/12/30	GBP	2.60%
Equities	Johnson & Johnson	USD	2.58%
Investment Grade Corporates	F 5.78 04/30/30	GBP	2.57%
<b>Total</b>			<b>36.57%</b>

## Fund Performance Summary:

The Fund launched in December 2020, but the strategy has been running since 2011.

Month Performance: **-0.44%**     
 YTD Performance: **8.52%**     
 5Y Rolling Annualised: **3.80%**     
 Since Inception: **96.86%**

### Portfolio Statistics: IFSL Arbion Balanced Opportunities Fund Performance Indicators since Inception - January 2011\*

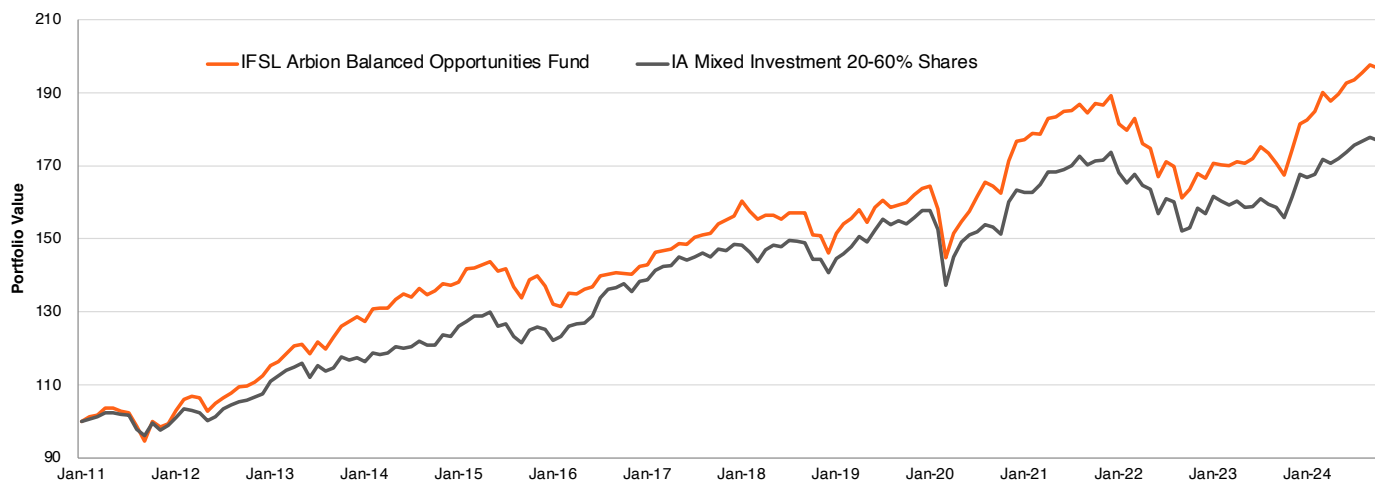
Annualised Return	Annualised Volatility	Sharpe Ratio
<b>5.05%</b>	<b>7.01%</b>	<b>0.56</b>

- **Volatility** - A statistical measure of the variation of returns for a given asset, index or portfolio over a specified time period.
- **Sharpe Ratio** - This measures the performance of an investment compared to a risk-free asset after adjusting for its risk.

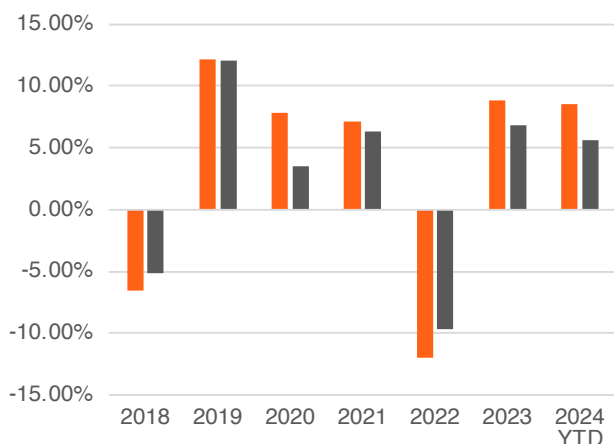
Source: Bloomberg, Arbion Limited. Data as of 31.10.2024

\*Fund performance prior to December 2020 is based on the model performance of the underlying strategy. Past performance is not a reliable indicator of future performance.

## HISTORICAL PERFORMANCE



## IA MIXED INVESTMENT 20 - 60% SHARES



■ IFSL Arbion Balanced Opportunities Fund  
■ IA Mixed Investment 20-60% Shares (GBP)

## ANNUAL RETURNS (%)

	2018	2019	2020	2021	2022	2023	2024 YTD
IFSL Arbion Balanced Opportunities Fund	-6.51%	12.11%	7.87%	7.07%	-11.94%	8.86%	8.52%
IA Mixed Investment 20-60% Shares (GBP)	-5.11%	12.08%	3.49%	6.31%	-9.68%	6.86%	5.60%

Source: Morningstar; Arbion Limited. Data as of 31.10.2024

Fund performance prior to December 2020 is based on the model performance of the underlying strategy. Past performance is not a reliable indicator of future performance.

## Arbion Balanced Opportunities Fund Investment Team



**MARCO PABST**  
**CO-PM**

CHIEF INVESTMENT OFFICER

Marco is responsible for investment decision making across the business. He leads strategy and oversees all activity across equities, fixed income and third-party funds. Previously he was the CIO of UBP London, Chairman of the Global Equity Investment Committee and member of the Global Investment Committee, continuing in his previous role from ACPI where he was partner and CIO. Marco previously worked at Sal Oppenheim and UBS as an equity research analyst. He has an MBA from the Technical University of Dresden, Germany, with a focus on finance. He has been a CFA Charterholder since 2004.



**CHRIS STONE**  
**CO-PM**

HEAD OF EQUITIES

Chris is responsible for the firm's equity and multi-asset strategies. Chris has 18 years of investment management experience. Previously, he was Head of Discretionary Portfolio Management at UBP London and a member of the Global Equity and Global Investment Committees. Chris served in a similar position at ACPI, where, in addition, he was Head of the firm's trading and execution business. Prior to joining ACPI, Chris worked as an analyst for Goldman Sachs International. Chris holds a master's degree in finance and economics from the University of Cape Town and is a CFA Charterholder.

## CONTACT US

Arbion

One Connaught Place,  
London, W2 2ET

[www.arbion.com](http://www.arbion.com)  
[info@arbion.com](mailto:info@arbion.com)

To understand whether this Fund is suitable to you, please seek further investment advice. A Key Investor Information Document and an English language prospectus for the Arbion Funds are available free of charge via the Arbion website [www.arbion.com](http://www.arbion.com) or at [www.ifslfunds.com](http://www.ifslfunds.com). Investors should consult these documents before purchasing shares in the Fund.

The information in this document is for general purposes only and should not be construed as any type of solicitation, offer, or recommendation of any investment, engage in any transaction or make use of the services of Arbion. The performance shown above (net of management fees) .

Performance is simulated performance based on the Fund's actual holdings and weighting by the prospectus's strategic asset allocation. Information in relation to past performance is not an indication of future performance. Any targeted returns set out in this document are provided as an indicator and are not intended to be viewed as a representation of likely performance returns. There can be no guarantee that targeted returns will be realised and there is no guarantee as to the quality of the investment or a representation as to the adequacy of the methodology for estimating returns. The information and opinions enclosed are subject to change without notice.

No responsibility is accepted to any person for the consequences of any person placing reliance on the content of this document for any purpose. No action has been taken to permit the distribution of this document in any jurisdiction where any such action is required. Such distribution may be restricted in certain jurisdictions and accordingly, this document does not constitute, and may not be used for the purposes of, an offer or solicitation to any person in any jurisdiction where such offer or solicitation is unlawful.

IFSL are the ACD for the Fund, Investment Fund Services Limited is authorised and regulated by the Financial Conduct Authority (Reference No.464193) ([www.fca.org.uk](http://www.fca.org.uk)). It is registered in England and Wales (Company Registration No. 06110770). Registered office: Marlborough House, 59 Chorley New Road, Bolton, BL1 4QP.

This document has been approved and issued by Arbion Limited, Authorised and regulated by the Financial Conduct Authority FCA Registration No 513138. Registered in England and Wales No 7044573. Registered office One Connaught Place, London, W2 2ET